

**Custom sheds and buildings.
Built to last.**



cyclonebuildings.co.nz

You might have heard the name Cyclone. It's been a household name for more than 100 years.


For kiwis, the Cyclone story began in 1903, when a handsome young man by the name of James Ower set up the Cyclone brand in New Zealand. The company had originated in Australia in 1898, with gardening tools and residential screen doors its main line of business.



The company manufactured wire fencing and gates for the flourishing rural sector, especially effective on deer farms. Diversifying into reinforcing mesh for concrete, wire racks for ovens, bread baskets for bakeries, as well as bicycle racks, outdoor furniture, trailers and garden fencing, the name became known for manufacturing strong, steel products.

And so followed a few decades of mergers, acquisitions and expansions into new products and markets, including tubular steel sheds, steel garages, hay barns, large span wool sheds, sheep yards and grain silos – complimenting their fencing, gates and barbed wire products.

By 1989 the brand was under the care of Fletcher Steel, a Fletcher Building company, and farmers across the land were happy to have anything the brand produced, trusting the quality, strength and value it represented.



In 2007, Fletcher Building Ltd bought a couple of reputable companies specialising in sheds, garages, barns and light industrial steel buildings. They worked away under their existing names, Fair Dinkum Sheds and Shed Boss until 2022, when it was decided it was time to bring them under one name.

The name would have to reflect the strength of the product, and it would be great if it was already a recognised brand.

Cyclone. It was already known as a strong brand with a great reputation for quality and longevity. It just made sense that a strong, premium steel shed and buildings brand should carry the name too.

Your local Cyclone Buildings distributor is dedicated to building the best steel buildings in the market and providing customers with a truly satisfying experience. Whether you're looking for a simple storage shed or a more complex structure, we'd love to design and build it for you.

Cyclone Buildings strives to provide the design flexibility, strength and durability that our customers have come to expect, while also offering design flexibility to suit your specific needs. With years of experience in the building business, our professional and easy-to-work-with team is dedicated to building the perfect garage, workshop, barn, storage, warehouse, office or shed for you.

A shed is a shed is a shed... except when it's a Cyclone.

Cyclone Buildings have been in the business of building sheds, barns, farm buildings, garages, storage units, warehousing, workshops and other commercial buildings, for more than 20 years.

Customised to the centimetre

Our buildings can be fully customised to suit your needs and budget, using our advanced engineering and design software. We can customise length, width and height to the centimetre.

Supporting local

Our network of local distributors support and service their local communities, and their local knowledge is often an advantage when dealing with local building codes and requirements from council.

Visit a display building

Many of our distributors have a display site so you can see the quality of their workmanship. If they don't have their own display site, they can provide you with customer testimonials for your peace of mind.

Satisfaction guaranteed

Whether you have your building built, or supplied as a kit, you can be confident you are dealing with local people with a local reputation to protect, who will be focused on ensuring your satisfaction with the process and your final building.

A range of steel colours

Choose from a huge range of ColorCote or Colorsteel colours to complement your home, blend in with the environment, or make a statement.

ShedSafe™ accredited

Cyclone Buildings distributors are ShedSafe™ accredited, a certification issued by a panel of independent engineers and specialists.

Your local Cyclone Buildings distributor can:

- Design your building using Cyclone Buildings' advanced engineering and design software.
- Present you with design options based on your brief quickly.
- Instantly generate quotes and plans for your options.
- Adjust design features quickly and easily to suit your purposes.
- Engineer your completed design.
- Take care of building consents, concreting, electrical and plumbing and organise construction of the build.

Why choose Cyclone Buildings



National Experts

With over 18 distributors throughout the country, there's one near you.



30-year warranty

We guarantee our systems & our workmanship, with our 30-year warranty.



Quality materials

We use our superior system and quality building materials and fittings for every building.



We care

We design and build according to NZ safety standards.



Here to help

We listen, we advise, we suggest, so you get a building to be proud of.





30+ years experience

There's no better foundation than experience and we've got 30 years' worth.

A range of steel colours

Choose from a huge range of ColorCote and Colorsteel colours to complement your home, blend in with the environment, or make a statement

COLORCOTE COLOURS				
				
THREADBOW WHITE	PACIFIC WHITE	OFF WHITE	PACIFIC CLOUD	TITANIA
				
BONE WHITE	SMOOTH CREAM	GULL GREY	SANDSTONE GREY	GREY FLANNEL
				
THUNDER GREY	GREY FRIARS	SEABIRD	SLATE	WINDSOR GREY
				
HOROEKA	BLACK	NIMBUS	NEW DENIM BLUE	STORM BLUE
				
SLATE BLUE	SMOKEY	MIST GREEN	RIVERGUM	FOREST FERN
				
PERMANENT GREEN	KARAKA	DESERT SAND	TERRACOTTA	PIONEER RED
				
SCORIA	PEBBLE	LICHEN	MUDSTONE	LIGNITE
				
WEATHERED COPPER	IRONSAND			



COLORSTEEL COLOURS				
				
SNOWSTONE® MATTE	TIDALDRIFT® MATTE	FLAXPOD® MATTE	CLOUD	TITANIA
				
GULL GREY	SANDSTONE GREY	NEW DENIM BLUE	GREY FRIARS	WINDSOR GREY
				
FLAXPOD®	THUNDER GREY	SLATE	IRONSAND	EBONY
				
LICHEN	MISTGREEN	PERMANENT GREEN	KARAKA	DESERT SAND
				
SCORIA	PIONEER RED	LIGNITE		



RESIDENTIAL BUILDINGS

Add value with more space

We offer a wide range of customisation options to ensure that your garage, shed, workshop or shed house complements the overall design of your house. Match the colour of your building to your house, and build it high enough to store your motorhome, install a car hoist or add living or office space.

Our range of steel garages typically start at a 3 metre width, with lengths beginning from 3 metres. The standard wall height for a garage is 2.4 metres, however with our innovative design and quoting software we can quickly customise width, length, eave height, bay spacing, options and accessories and just about anything else that relates to the building design.

Cyclone Buildings can build less expensive ways to shield your car from the elements. Carports, garaports and lean-tos can be customised for span, length and height.

The flat-roof carport is the most economical option and can be built in a range of sizes to suit your site and needs.

The gable-roof carport offers a touch of style and can complement numerous existing garage or house styles.

A garaport or lean-to is a great way to extend the roof area of a shed or garage and provide extra shade. A garaport is an extension of the gable roof side of your home or shed, whereas a lean-to is an extension to the roofing on the side wall of your home or shed.

Whatever your needs, we can design a building that takes care of your tools, gym equipment, vehicles, furniture – or just make it a really cool place to hang out.



Multi-use garage, supplied and built by Durasteel Structures, Christchurch


RESIDENTIAL BUILDINGS



Double garage, supplied and built by The Shed Company, Auckland



Tall double garage, supplied and built by Central North Island Sheds, Taumarunui



Sectional door garage, supplied and built by The Shed Company, Auckland



Large garage, built by The Shed Company, Auckland

RURAL BUILDINGS

Built to meet the needs of your farm

There are countless flexible design and customisation options available for rural sheds and barns.

Cyclone Buildings farm sheds are available in a vast range of sizes to meet your specific needs. You can have open bays, closed bays and you can add in divider walls. Roller doors or steel sliding doors can be added as needed.

Think about roof pitch for water collection, and the type, number and location of doors. Open-ended buildings are handy for tractors and trailers, but a roller door would keep them out of sight.

A covered but easily accessible area for storing

hay and feed, and a lockable area for storing agricultural chemicals and machinery fluids. Temperature-controlled buildings for viticulture, horticulture or seed storage.

No matter what you're farming, we know that a durable, all-weather structure that's well-planned and expertly built is critical.

All our buildings are fully engineered and certified to New Zealand standards, ensuring your peace of mind regarding structural integrity.



Multi-use farm shed, supplied and built by The Shed Company, Auckland

RURAL BUILDINGS




Open bay shed, supplied and built by Central North Island Sheds, Taumarunui



Machinery shed supplied and built by Kiwi Sheds, South Auckland



Horse truck garage and feed storage with stable at rear, supplied and built by The Shed Company, North Auckland



Quaker barn, supplied and built by Affordable Sheds, Wairarapa.



Farm machinery and implement shed, supplied and built by Durasteel Structures, Christchurch



Hay and farm machinery shed, supplied and built by The Shed Company, North Auckland

LIFESTYLE BUILDINGS

What's your lifestyle activity?

We kiwis are an adventurous bunch, with incredibly diverse interests and needs. Whether you want a stylish American barn, a place to live while you're building your dream home, a workshop for your DIY projects, a place to pamper your horse, or space to store your hot rod, jet ski, quad bike or boat, we can build what you need.

Perhaps you need a pool house, a home office, a sleepout for teenagers or guests, a studio to pursue a hobby or practice yoga or do weight training, a climate-controlled shed to brew your own beverages, or a sound-proof studio to record your true crime podcast... Hey, why not?

American barns give you that bit of extra space and style, and are a great storage solution. They're also fully customisable, with the ability to add an open carport or verandah on one of the sides, add windows and sliding doors, security screens and locks.

For our equine friends, Cyclone Buildings can customise a building that suits your needs. From paddock bays and shelters to large stables and arenas, Cyclone Buildings makes it easy to keep your horses happy.

We can even build your dream shed house.



Shed house supplied and built by Central North Island Sheds, Taumarunui

LIFESTYLE BUILDINGS



Two-story house and truck garaging, supplied and built by Waikato Sheds, Hamilton



High-stud garaging, supplied and built by Durasteel Structures, Christchurch



House supplied and built by The Shed Company, North Auckland



Garage with cedar doors, supplied and built by Durasteel Structures, Christchurch

COMMERCIAL BUILDINGS

Quick to build, customised to suit

If you're in need of storage, warehousing, factory, or workshop space, Cyclone Buildings has got you covered.

Warehousing, office and retail buildings

From small to very large warehouses, we can purpose-design your next build. There are options for standard entry, statement facades, partition walls, insulation, commercial-grade roller doors, personal access doors and more.

Self-storage

Whether it's an investment or a business, your storage buildings need to be safe, secure, and easy to access, while being quick to install and economical.

That's why we offer things like a purpose-designed access door for your industry, and extras like fire resistant walls, dividing partition walls and insulation to protect valuable possessions against condensation.

Sheds

From large mixed-use buildings to partitioned offices or storage areas, your commercial shed can be designed to suit your business perfectly. With the right material selection, sheds can be scaled and specified to suit warehouse and industrial uses, as well as workshops, storage, and offices.

Hangars

From high winds to tail-wing height, wing spans, safety access requirements and chemical or materials storage – we think of everything. All of our designs go through ShedSafe's site check process. This ensures that the hangar's engineering is sound and will be fit-for-purpose for the hangar's specific location.



Industrial unit supplied and built by Central North Island Sheds, Taumarunui



Warehouse, supplied and built by Steel Frame Concepts, Wellington



Retail space, supplied and built by Durasteel Structures, Christchurch

COMMERCIAL BUILDINGS



Large workshop, supplied and built by Kiwi Sheds, South Auckland



Commercial storage, supplied and built by Southern Construction (Ultraspan), Cromwell



Factory and offices, supplied and built by Affordable Sheds, Wairarapa



Commercial building, supplied and built by Affordable Sheds, Wairarapa



Factory and offices, supplied and built by Steel Frame Concepts, Wellington



Lockup storage units, supplied and built by Durasteel Structures, Christchurch

DESIGN APP

Design your own building with our free design app

- Design your own shed, warehouse, barn or other building
- Play with various dimensions, door and window positions
- Place internal walls and bays
- Choose your colour scheme
- Submit design for a free quote



Download the free app to your phone, tablet or computer from the AppStore or Google Play and start getting creative.

You can change the dimensions, roof pitch, colours and style with ease, as well as add and remove skylights, lean-tos, windows, internal and external walls, sliding doors, roller doors, glass doors and personal access doors.

Note: The app doesn't replace the advanced engineering and design software used by our distributors. It's a cool tool to help you create a visual of your design idea, that we can import to our engineering software. From there our distributor will ensure your design is optimised for your site and engineered to comply with the Building Code.



TESTIMONIALS

Happy customers are a sign we're doing things right.

"After checking out all of the available offerings we settled on Waikato Sheds. I have been most impressed with their process and attention to detail, from the beginning to end. They understood that I didn't just want a rectangular shed and developed a plan which incorporated exactly what I wanted. We got incredible value for money and the best all round service and quality possible. I have already recommended Waikato Sheds to others."

Simon Read, MKS Distributors

"I can tell you that you won't be disappointed in the quality, the price or the service you will receive. For a start, you could not wish to have a more pleasant bunch of guys work on your project. And the price – well they beat another company even though this other company offered a FieldDay special. As for the service, I was kept informed at every step; they went out of their way to see that I was satisfied, and the follow up (even when the job was technically finished) was first class. To say they went "just a little bit further" certainly applies to the chaps at Hawkes Bay Sheds."

Leonard June, June Nursery

"We really needed a multi-purpose shed that would be a workshop with an office and sleepout. Brian's experience and knowledge helped us to achieve the result we needed. Even though we adjusted the design a couple times, it was no trouble to Brian's friendly team. Their sheds are exceptional value for money. There are plenty of others out there that do cheap sheds, but no-one comes close to delivering as much shed for your dollar as these guys."

Phil Empson, Farmer

"The decision on who to build was not a light one. But we chose The Shed Company because they were local to the community and family based and competitive in pricing. We are thrilled with the final product and that initial decision. Bryce and the team have met and exceed all our requirements incorporating changes and assisting in getting the product for our investment. The build was quick and hassle free and to a high standard. I have no hesitation in recommending this company (have done already) to anyone else needing a shed / barn - for us it has been a pleasure!!!!"

Walters family, Waimauku

SKETCH YOUR IDEAS HERE



3-bay implement shed and garage, supplied and built by Central North Island Sheds, Taumarunui

Find your local Cyclone Buildings distributor

Auckland & North Harbour

The Shed Company
195 Rapson Access Road
Kaukapakapa, Auckland 1250
Contact: Bryce Catchpole
Phone: 09 420 4441 or 027 292 2400
Email: bryce@theshedco.co.nz

South Auckland

Kiwi Sheds Ltd
1988B Great South Rd
Bombay, Auckland 2675
Contact: Rob Gauld
Phone: 0800 45 49 47 or 027 282 0188
Email: rob@kiwisheds.co.nz

Waikato

Waikato Shed Company
218 Hunter Road, Eureka,
RD7 Hamilton 3287
Contact: Jason Davis
Phone: 07 824 1045
Email: enquiries@waikatosheds.co.nz

Hawkes Bay

Hawkes Bay Sheds Ltd
16 Ford Road, Onekawa
Contact: Suzanne Vickery
Phone: 06 842 0172 or 027 506 2489
Email: office@hbsheds.co.nz

Taranaki

Cyclone Buildings Taranaki
132 Ngatimaru Road, Waitara
Contact: Mitch Vickery
Phone: 027 406 2489
Email: mitch@cbtaranaki.co.nz

Taumarunui

Central North Island Sheds Ltd
C/-PDC Barn, Miriama Street,
Taumarunui
Contact: Cliff Tombleson
Phone: 07 894 6040 or 0274 869 664
Email: pdcbarn@xtra.co.nz

Manawatu

Steelbuilt Manawatu 2010 Ltd
54 Fergusson Street, Feilding
Contact: Phillip Carrodus
Phone: 06 323 2987 or 021 370 700
Email: fairdinkumsheds@steelbuilt.co.nz

Wairarapa Area

Affordable Sheds 2014 Ltd
278 Ngaumutawa Rd,
Masterton
Contact: Russell Pickering / Rewa Parker
Phone: 06 377 7500 or 027 246 8282
Email: admin@affordableshedswai.co.nz

Wellington & Otaki

Steel Frame Concepts
49 Kenepuru Dr,
Porirua
Contact: George Morgan
Phone: 04 238 4473 or 0274 402 463
Email: george@sfc.co.nz

Nelson

Contour Steel Buildings
16 Vennice Place, Annesbrook, Nelson
Contact: Hannah Harrowven
Phone: 03 547 9469 or 021 0257 2176
Email: sheds@contoursteelbuildings.nz

Blenheim

Findlater Construction Ltd
32 Timandra Place,
Blenheim 7201
Contact: Ron Findlater
Phone: 03 579 2284 or 021 464 232
Email: ron@findlaterconstruction.co.nz

North Canterbury

SteelBuild Canterbury
Contact: Paul Hunter
Phone: 03 313 4832 or 027 454 3049
Email: kestral.holdings@xtra.co.nz

Christchurch

Durasteel Structures Limited
698 Main South Road,
Islington, Christchurch
Contact: Brent Collins
Phone: 03 379 6195 or 021 672 322
Email: brent@durasteel.nz

Mid Canterbury

Shedwerks Limited
70a Sheffield Street,
Washdyke Timaru 7910
Contact: Michael Broadhead
Phone: 03 688 7213 or 027 854 3543
Email: michael@shedhouse.co.nz

South Canterbury & Twizel

Shedwerks Limited
70a Sheffield Street,
Washdyke Timaru 7910
Contact: Michael Broadhead
Phone: 03 688 7213 or 027 854 3543
Email: michael@shedhouse.co.nz

Central Otago

Southern Constructions Services Ltd
2 Cemetery Road, Cromwell
Contact: Hamish Bragg
Phone: 03 445 0550 or 027 268 9240
Email: hamish@ultraspan.net.nz

Dunedin

Kitset Sheds Otago
34 Morris Road, Fairfield
Contact: Russell Burgess
Phone: 027 228 8817
Email: russ@kso.co.nz

Gore

Southern Constructions Services Ltd
2 Cemetery Road, Cromwell
Contact: Hamish Bragg
Phone: 03 445 0550 or 027 268 9240
Email: hamish@ultraspan.net.nz

Invercargill

Southern Constructions Services Ltd
2 Cemetery Road, Cromwell
Contact: Hamish Bragg
Phone: 03 445 0550 or 027 268 9240
Email: hamish@ultraspan.net.nz



www.cyclonebuildings.co.nz

Front cover: American Barn supplied and built by Waikato Sheds, Hamilton

